

RCD Technical Data Diesel Forklift Truck

[RCD 100/600](#)

[RCD 100/1200](#)

[RCD 120/600](#)

[RCD 120/1200](#)

[RCD 140/600](#)

[RCD 140/1200](#)

[RCD 150/600](#)

[RCD 150/1200](#)

[RCD 160/600](#)

[RCD 160/1200](#)

[RCD 180/600](#)

[RCD 180/900](#)





				STILL	STILL	STILL	STILL	STILL	STILL	STILL	STILL	STILL	STILL	STILL	STILL	STILL	STILL	STILL			
Features	1.1	Manufacturer																			
	1.2	Manufacturer's type designation		RCD 100/600		RCD 120/600		RCD 140/600		RCD 150/600		RCD 160/600		RCD 180/600		RCD 180/900		RCD 100/1200		RCD 120/1200	
	1.2.1	Manufacturer's type number		5410	5411	5412	5413	5414	5415	5421	5416	5417									
	1.3	Drive		Diesel	Diesel	Diesel	Diesel	Diesel	Diesel	Diesel	Diesel	Diesel									
	1.4	Operation		Seated	Seated	Seated	Seated	Seated	Seated	Seated	Seated	Seated									
	1.5	Load capacity/load	Q	kg	10000	12000	14000	15000	16000	18000	18000	10000	12000								
	1.6	Load centre	c	mm	600	600	600	600	600	600	900	1200	1200								
	1.8	Load distance	x	mm	847	847	884	884	884	884	929	884	884								
	1.9	Wheel base	y	mm	3000	3000	3000	3250	3250	3250	3500	3000	3250								
Weights	2.1	Service weight		kg		16298	16453	19081	19253	19720	22113	22786	19274	20725							
	2.2	Axle weight, laden	front/rear	kg		23150/3148	26163/2290	30495/2586	31500/2753	32935/2785	36613/3500	37830/2956	27088/2186	30464/2261							
	2.3	Axle load, unladen	front/rear	kg		8327/7971	8375/8078	9570/9511	9651/9602	9629/10091	10394/11719	10424/12362	10141/9133	10769/9956							
Tyres/chassis	3.1	Tyres		Air		Air	Air	Air	Air	Air	Air	Air	Air	Air							
	3.2	Tyre size	front	10.00-20/16PR		10.00-20/16PR	12.00-20/20PR	12.00-20/20PR	12.00-20/20PR	12.00-20/20PR	12.00-20/20PR	12.00-20/20PR	12.00-20/20PR	12.00-20/20PR							
	3.3	Tyre size	rear	10.00-20/16PR		10.00-20/16PR	12.00-20/20PR	12.00-20/20PR	12.00-20/20PR	12.00-20/20PR	12.00-20/20PR	12.00-20/20PR	12.00-20/20PR	12.00-20/20PR							
	3.5	Number of wheels (x = driven)	front/rear	4x/2		4x/2	4x/2	4x/2	4x/2	4x/2	4x/2	4x/2	4x/2	4x/2							
	3.6	Track width	front/rear	b ₁₀ /b ₁₁	mm	1874/1970	1874/1970	1874/1970	1874/1970	1874/1970	1874/1970	1874/1970	1874/1970	1874/1970							
Basic dimensions	4.1	Tilt of mast/fork carriage	forward/backward	α/β	°	15/10 ¹	15/10 ¹	15/10 ¹	15/10 ¹	15/10 ¹	15/10 ¹	15/10 ¹	15/10 ¹	15/10 ¹							
	4.2	Height of mast	when retracted	h ₁	mm	3404 ²	3404 ²	3736 ²	3736 ²	3736 ²	3736 ²	3736 ²	3736 ²	3736 ²							
	4.3	Free lift		h ₂	mm	150	150	150	150	150	150	150	150	150							
	4.4	Lift		h ₃	mm	4000	4000	4000	4000	4000	4000	4000	4000	4000							
	4.5	Height of mast	mast extended	h ₄	mm	5329	5329	5661	5661	5661	5661	5661	5661	5661							
	4.7	Height above overhead guard (cab)		h ₆	mm	3010	3010	3035	3035	3035	3035	3035	3035	3035							
	4.8	Seat height/standing height		h ₇	mm	1974	1974	2004	2004	2004	2004	2004	2004	2004							
	4.12	Coupling height		h ₁₀	mm	550	550	580	580	580	580	580	580	580							
	4.19	Overall length		l ₁	mm	5984	5984	6066	6316	6316	6516	7166	6984	7316							
	4.20	Length including fork backs		l ₂	mm	4584	4584	4666	4916	4916	5116	5366	4584	4916							
	4.21	Overall width	front/rear	b ₁ /b ₂	mm	2530/2300	2530/2300	2565/2300	2565/2300	2565/2300	2565/2300	2565/2300	2565/2300	2565/2300	2565/2300						
	4.22	Fork dimensions		s/e/l	mm	90/200/1400	90/200/1400	100/200/1400	100/200/1400	100/200/1400	100/200/1400	100/250/1800	100/200/2400	100/200/2400							
	4.23	Fork carriage ISO 2328, class/type A, B			Hydraulic fork adjuster		Hydraulic fork adjuster	Hydraulic fork adjuster	Hydraulic fork adjuster	Hydraulic fork adjuster	Hydraulic fork adjuster	Hydraulic fork adjuster	Hydraulic fork adjuster	Hydr. fork adj.							
	4.24	Fork carriage width		b ₃	mm	2545	2545	2545	2545	2545	2545	2545	2545	2545							
	4.25	Overall fork width		b ₅	mm	610/2274	610/2274	620/2220	620/2220	620/2220	620/2220	720/2290	620/2220	620/2220							
	4.31	Ground clearance below mast, laden		m ₁	mm	172	172	200	200	200	200	200	200	200							
4.32	Ground clearance, centre of wheel base		m ₂	mm	346	346	376	376	376	376	376	376	376								
4.35	Turning radius		W _a	mm	4102	4102	4102	4338	4338	4512	4754	4102	4338								
4.36	Smallest pivot point distance		b ₁₃	mm	1362	1362	1362	1405	1405	1405	1448	1362	1405								
Performance data	5.1	Driving speed	laden/unladen	km/h	27.9/29.1	27.6/29.1	28.3/30.2	28.3/30.2	28.1/30.1	28.1/29.8	25/25	28.8/30.1	28.4/29.9								
	5.2	Lifting speed	laden/unladen	m/s	0.4/0.42	0.4/0.42	0.37/0.4	0.4/0.42	0.37/0.42	0.37/0.4	0.37/0.4	0.37/0.4	0.4/0.42								
	5.3	Lowering speed	laden/unladen	m/s	0.45/0.4	0.45/0.4	0.42/0.38	0.45/0.4	0.45/0.4	0.42/0.38	0.42/0.38	0.42/0.38	0.45/0.4								
	5.5	Drawbar pull	laden/unladen	N	98500/100500	98300/100600	92800/95500	103000/105900	102700/105800	102600/105300	102100/105200	93500/95500	92900/95200								
	5.7	Max. gradeability	laden/unladen	%	41.3/80.8	37.6/79.7	29.8/59.3	32.2/67.7	30.6/65.3	30.3/55.6	27.8/53.4	34.4/58.5	30.2/53.0								
	5.10	Service brake			Fins	Fins	Fins	Fins	Fins	Fins	Fins	Fins	Fins	Fins							
Drive/engine	7.1	Engine manufacturer/type		Mercedes-Benz OM934	Cummins QSB 6.7	Mercedes-Benz OM934	Cummins QSB 6.7	Mercedes-Benz OM934	Cummins QSB 6.7	Mercedes-Benz OM934	Cummins QSB 6.7	Mercedes-Benz OM934	Cummins QSB 6.7	Mercedes-Benz OM934	Cummins QSB 6.7	Mercedes-Benz OM934	Cummins QSB 6.7	Mercedes-Benz OM934	Cummins QSB 6.7		
	7.2	Engine performance in accordance with ISO 1585		kW		129	149	129	149	129	149	129	149	129	149	129	149	129	149		
	7.3	Nominal speed		1/min	2200	2200	2200	2200	2200	2200	2200	2200	2200	2200	2200	2200	2200	2200	2200		
	7.4	Number of cylinders/capacity		-/cm ³	4/5100	6/6700	4/5100	6/6700	4/5100	6/6700	4/5100	6/6700	4/5100	6/6700	4/5100	6/6700	4/5100	6/6700	4/5100	6/6700	
Miscellaneous	8.1	Type of drive unit		Torque converter		Torque converter	Torque converter	Torque converter	Torque converter	Torque converter	Torque converter	Torque converter	Torque converter								
	10.1	Operating pressure for attachments		bar		250	250	250	250	250	250	250	250								
	10.2	Oil volume for attachments		l/min		5-130	5-130	5-130	5-130	5-130	5-130	5-130	5-130								
	10.7	Sound pressure level (operator's position)		dB(A)		70	70	70	70	70	70	70	70								
10.8	Towing coupling, item/type DIN 15170		Ø 50 mm		Ø 50 mm	Ø 50 mm	Ø 50 mm	Ø 50 mm	Ø 50 mm	Ø 50 mm	Ø 50 mm	Ø 50 mm									

¹ Tilt angle (forward) stops at 5°, 15° is possible over second interlock
² With 150 mm free lift

RCD Diesel Forklift Truck

Make light work of heavy loads

This specification sheet, which conforms to VDI Guideline 2198, provides the technical values for the standard equipment only. Different tyres, other masts, the use of accessories etc., may result in other values.

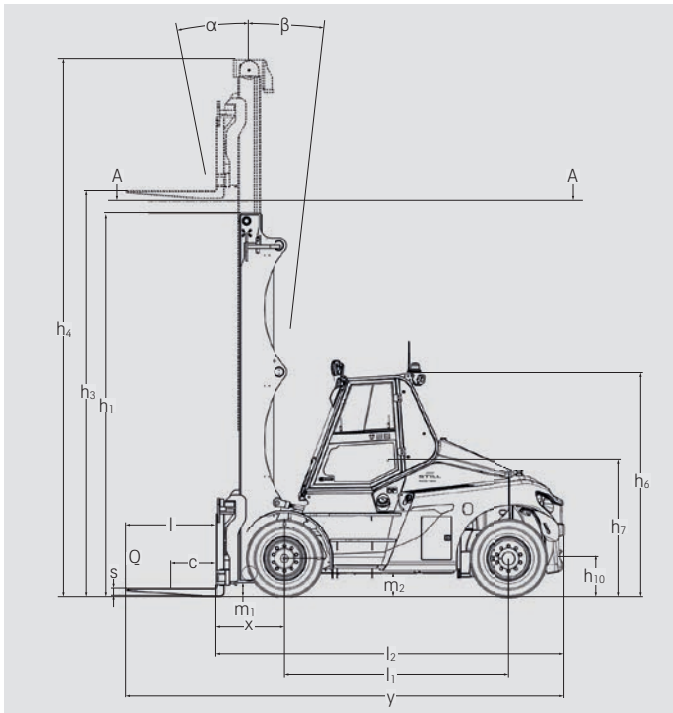


					STILL		STILL		STILL		
					RCD 140/1200		RCD 150/1200		RCD 160/1200		
Features	1.1	Manufacturer				STILL		STILL		STILL	
	1.2	Manufacturer's type designation				RCD 140/1200		RCD 150/1200		RCD 160/1200	
	1.2.1	Manufacturer's type number				5418		5419		5420	
	1.3	Drive				Diesel		Diesel		Diesel	
	1.4	Operation				Seated		Seated		Seated	
	1.5	Load capacity/load	Q	kg		14000		15000		16000	
	1.6	Load centre	c	mm		1200		1200		1200	
	1.8	Load distance	x	mm		929		929		929	
	1.9	Wheel base	y	mm		3250		3500		3500	
Weights	2.1	Service weight			kg	22113		21981		22786	
	2.2	Axle weight, laden	front/rear		kg	33565/2548		34553/2428		36157/2629	
	2.3	Axle load, unladen	front/rear		kg	10394/11719		10429/11552		10424/12362	
Tyres/chassis	3.1	Tyres				Air		Air		Air	
	3.2	Tyre size	front			12.00-20/20PR		12.00-20/20PR		12.00-20/20PR	
	3.3	Tyre size	rear			12.00-20/20PR		12.00-20/20PR		12.00-20/20PR	
	3.5	Number of wheels (x = driven)	front/rear			4x/2		4x/2		4x/2	
	3.6	Track width	front/rear	b ₁₀ /b ₁₁	mm	1874/1970		1874/1970		1874/1970	
	Dimensions	4.1	Tilt of mast/fork carriage	forward/backward	α/β	°	15/10 ¹		15/10 ¹		15/10 ¹
4.2		Height of mast	mast retracted	h ₁	mm	3736 ²		3736 ²		3736 ²	
4.3		Free lift		h ₂	mm	150		150		150	
4.4		Lift		h ₃	mm	4000		4000		4000	
4.5		Height of mast	mast extended	h ₄	mm	5661		5661		5661	
4.7		Height above overhead guard (cab)		h ₆	mm	3035		3035		3035	
4.8		Seat height/standing height		h ₇	mm	2004		2004		2004	
4.12		Coupling height		h ₁₀	mm	580		580		580	
4.19		Overall length		l ₁	mm	7516		7766		7766	
4.20		Length including fork backs		l ₂	mm	5116		5366		5366	
4.21		Overall width		b ₁ /b ₂		2565/2300		2565/2300		2565/2300	
4.22		Fork dimensions		s/e/l	mm	100/250/2400		100/250/2400		100/250/2400	
4.23		Fork carriage ISO 2328, class/type A, B				Hydraulic fork adjusting device		Hydraulic fork adjusting device		Hydraulic fork adjusting device	
4.24		Fork carriage width		b ₃	mm	2545		2545		2545	
4.25		Overall fork width		b ₅	mm	720/2290		720/2290		720/2290	
4.31		Ground clearance below mast, laden		m ₁	mm	200		200		200	
4.32		Ground clearance, centre of wheel base		m ₂	mm	376		376		376	
4.35		Turning radius		W _a	mm	4512		4754		4754	
4.36	Smallest pivot point distance		b ₁₃	mm	1405		1448		1448		
Performance data	5.1	Driving speed	laden/unladen		km/h	28.1/29.8		27.9/29.8		27.7/29.7	
	5.2	Lifting speed	laden/unladen		m/s	0.4/0.42		0.4/0.42		0.37/0.42	
	5.3	Lowering speed	laden/unladen		m/s	0.45/0.4		0.45/0.4		0.45/0.4	
	5.5	Drawbar pull	laden/unladen		N	102600/105300		102400/105400		102100/105200	
	5.7	Max. gradeability	laden/unladen		%	30.3/55.6		29.4/56.0		27.8/53.4	
	5.10	Service brake				Fins		Fins		Fins	
Drive/engine	7.1	Engine manufacturer/type				Mercedes-Benz OM934	Cummins QSB 6.7	Mercedes-Benz OM934	Cummins QSB 6.7	Mercedes-Benz OM934	Cummins QSB 6.7
	7.2	Engine performance in accordance with ISO 1585		kW		150	129	150	129	150	129
				kW		149		149		149	
	7.3	Nominal speed		1/min		2200	2200	2200	2200	2200	2200
	7.4	Number of cylinders/capacity		-/cm ³		4/5100	6/6700	4/5100	6/6700	4/5100	6/6700
Miscellaneous	8.1	Type of drive unit				Torque converter		Torque converter		Torque converter	
	10.1	Operating pressure for attachments		bar		250		250		250	
	10.2	Oil volume for attachments		l/min		5-130		5-130		5-130	
	10.7	Sound pressure level (operator's ear)		dB(A)		70		70		70	
	10.8	Towing coupling, item/type DIN 15170				Ø 50 mm		Ø 50 mm		Ø 50 mm	

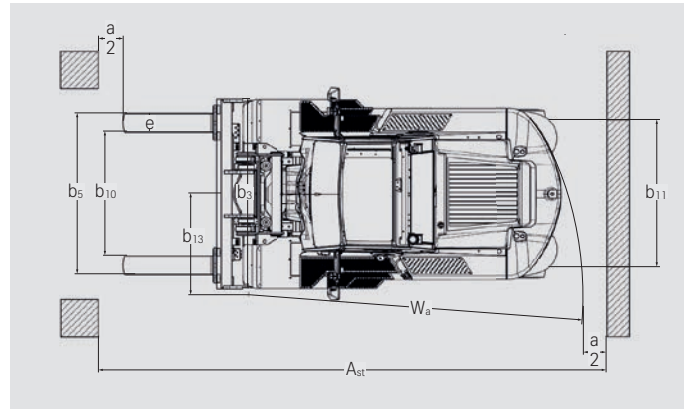
¹ Tilt angle (forward) stops at 5°, 15° is possible over second interlock

² With 150 mm free lift

RCD Diesel Forklift Truck
 Technical Drawings



Side view



Top view

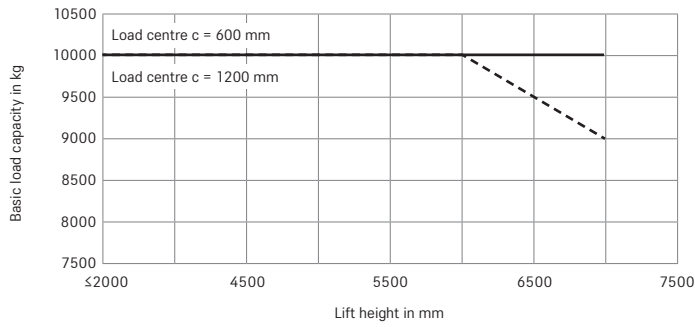
Mast Tables

				Telescopic mast								
RCD 100/600 RCD 120/600	Nominal lift	h ₃	mm	3500	4000	4500	5000	5500	6000	6500		
	Height	h ₁	mm	3080	3330	3580	3830	4080	4330	4580		
	Free lift	h ₂	mm	150	150	150	150	150	150	150		
	Height, mast extended	h ₄	mm	4830	5530	5830	6330	6830	7330	7830		
	Height of mast with free lift	h ₁	mm	3155	3155	3655	3905	4155	4405	4655		
	Lift height	h ₃ +s	mm	3590	4090	4590	5090	5590	6090	6590		
	Tilt angle	forward/backward	α/β	°	15/10	15/10	15/10	15/10	15/10	15/10	15/10	
	Fork lock-in position outer-outer		mm	610-2300								
	Tyres	front/rear	mm	10.00-20/16PR / 10.00-20/16PR								
	Track	front/rear	mm	1874/1970								
Maximum width		mm	2545									
RCD 100/1200 // RCD 120/1200 // RCD 140/600 // RCD 150/600 // RCD 160/600 // RCD 180/600	Nominal lift	h ₃	mm	3500	4000	4500	5000	5500	6000	6500	7000	
	Height	h ₁	mm	3410	3660	3910	4160	4410	4660	4910	5160	
	Free lift	h ₂	mm	150	150	150	150	150	150	150	150	
	Height, mast extended	h ₄	mm	5160	5661	6160	6600	7160	7660	8160	8660	
	Height of mast with free lift	h ₁	mm	3485	3736	3985	4235	4485	4735	4985	5235	
	Lift height	h ₃ +s	mm	3600	4100	4600	5100	5600	6100	6600	7100	
	Tilt angle	forward/backward	α/β	°	15/10	15/10	15/10	15/10	15/10	15/10	15/10	15/10
	Fork lock-in position outer-outer		mm	620-2240								
	Tyres	front/rear	mm	12.00-20/20PR / 12.00-20/20PR								
	Track	front/rear	mm	1874/1970								
Maximum width		mm	2565									
RCD 140/1200 // RCD 150/1200 // RCD 160/1200 // RCD 180/900	Nominal lift	h ₃	mm	3500	4000	4500	5000	5500	6000	6500	7000	
	Height	h ₁	mm	3410	3660	3910	4160	4410	4660	4910	5160	
	Free lift	h ₂	mm	150	150	150	150	150	150	150	150	
	Height, mast raised	h ₄	mm	5160	5661	6160	6600	7160	7660	8160	8660	
	Height of mast with free lift	h ₁	mm	3485	3736	3985	4235	4485	4735	4985	5235	
	Lift height	h ₃ +s	mm	3600	4100	4600	5100	5600	6100	6600	7100	
	Tilt angle	forward/backward	α/β	°	15/10	15/10	15/10	15/10	15/10	15/10	15/10	15/10
	Fork lock-in position outer-outer		mm	720-2290								
	Tyres	front/rear	mm	12.00-20/20PR / 12.00-20/20PR								
	Track	front/rear	mm	1874/1970								
Maximum width		mm	2565									

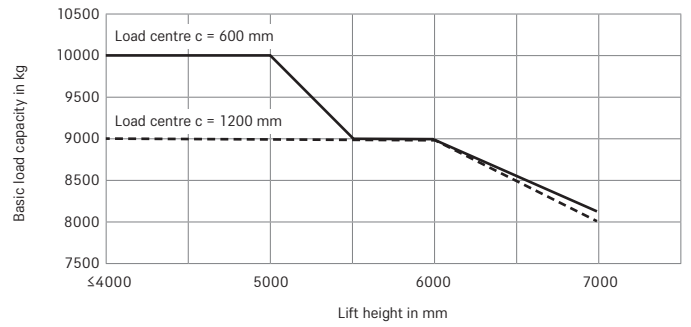
RCD Diesel Forklift Truck

Basic Load Capacities RCD 100 and RCD 120

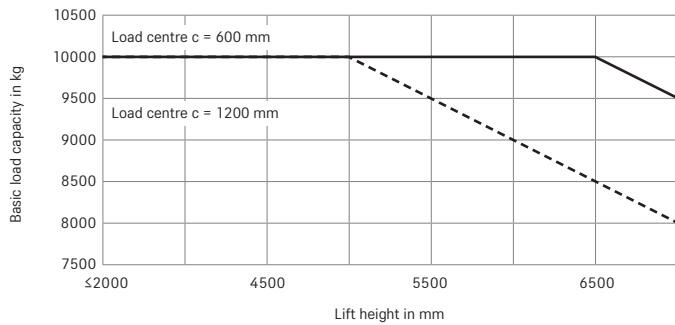
Basic load capacities RCD 100
Telescopic mast - Pneumatic tyres



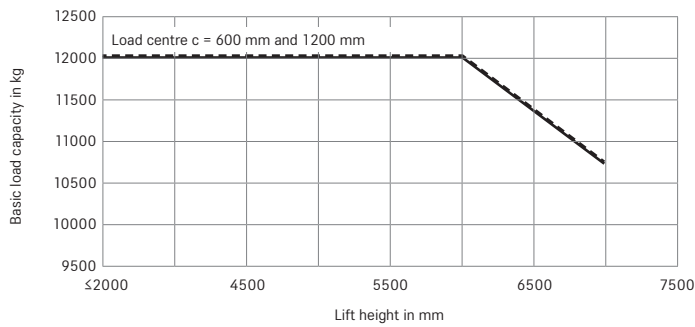
Basic load capacities RCD 100
Triplex mast - Pneumatic tyres



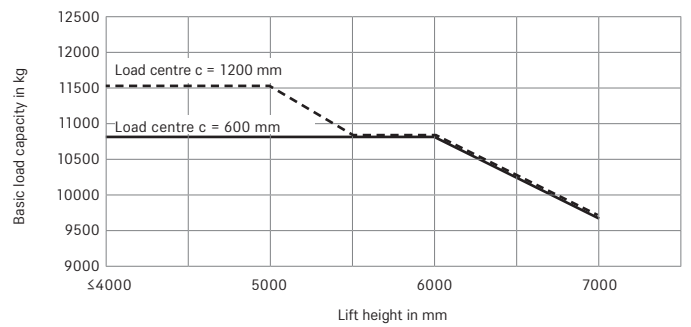
Basic load capacities RCD 100
HiLo mast - Pneumatic tyres



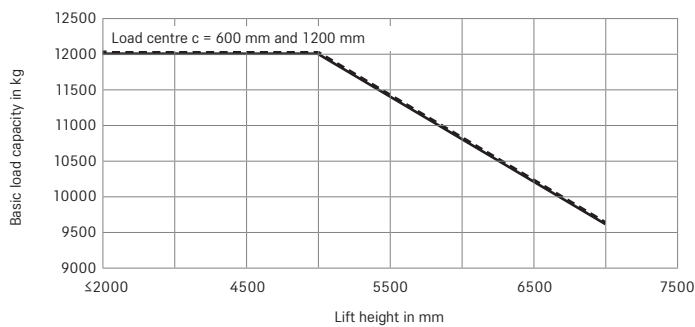
Basic load capacities RCD 120
Telescopic mast - Pneumatic tyres



Basic load capacities RCD 120
Triplex mast - Pneumatic tyres



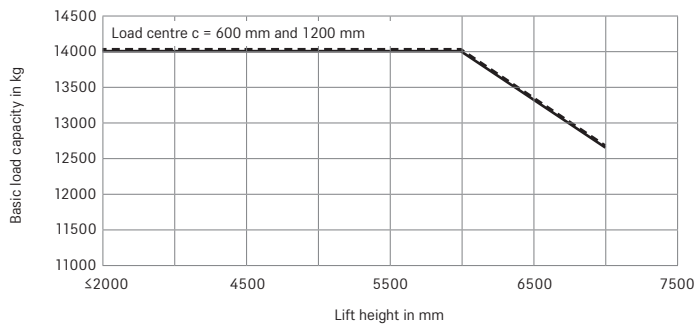
Basic load capacities RCD 120
HiLo mast - Pneumatic tyres



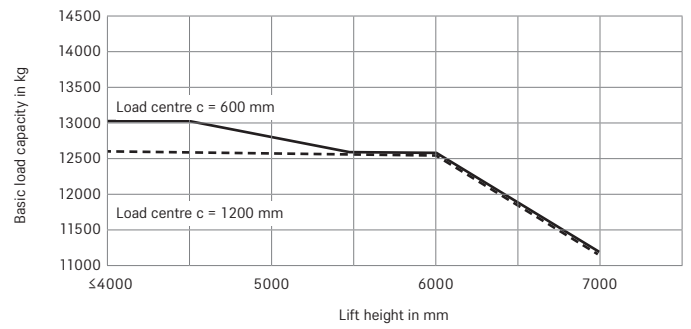
RCD Diesel Forklift Truck

Basic Load Capacities RCD 140 and RCD 150

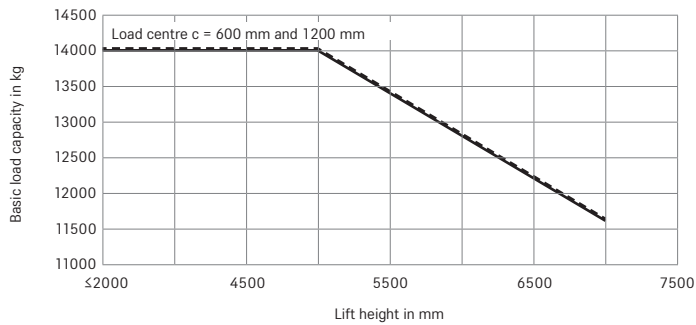
Basic load capacities RCD 140
Telescopic mast - Pneumatic tyres



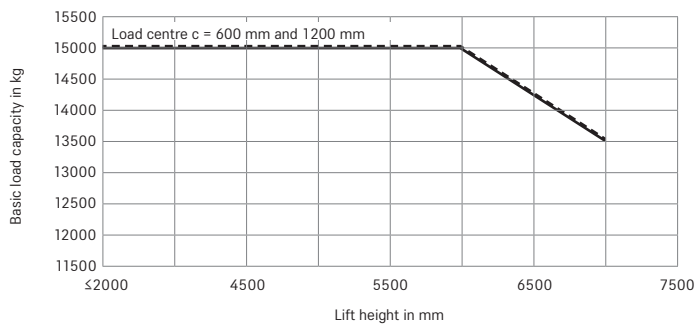
Basic load capacities RCD 140
Triplex mast - Pneumatic tyres



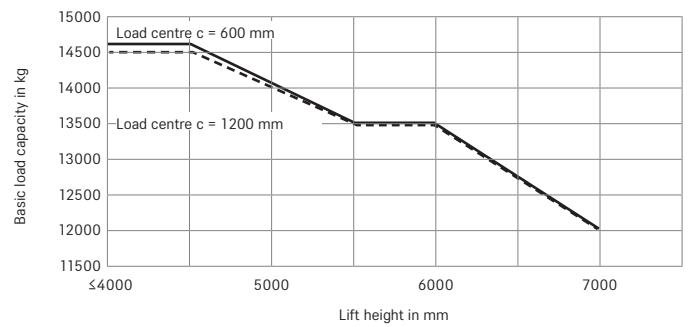
Basic load capacities RCD 140
HiLo mast - Pneumatic tyres



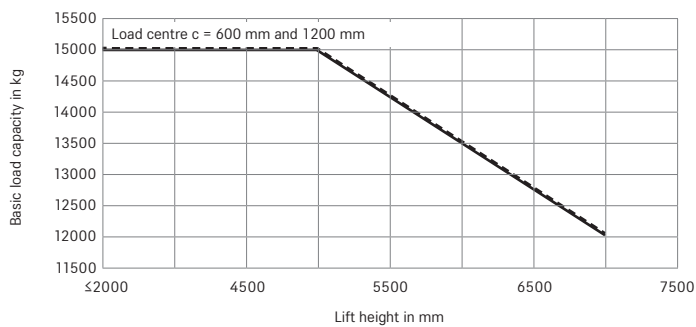
Basic load capacities RCD 150
Telescopic mast - Pneumatic tyres



Basic load capacities RCD 150
Triplex mast - Pneumatic tyres



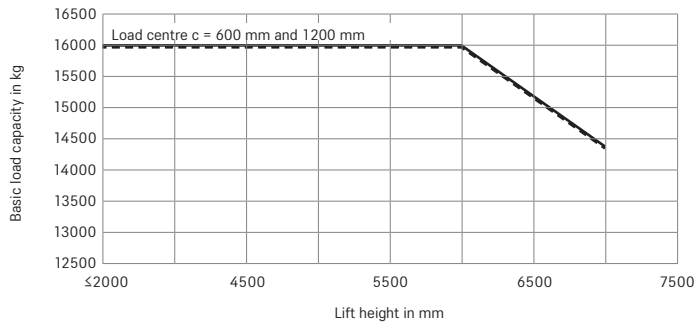
Basic load capacities RCD 150
HiLo mast - Pneumatic tyres



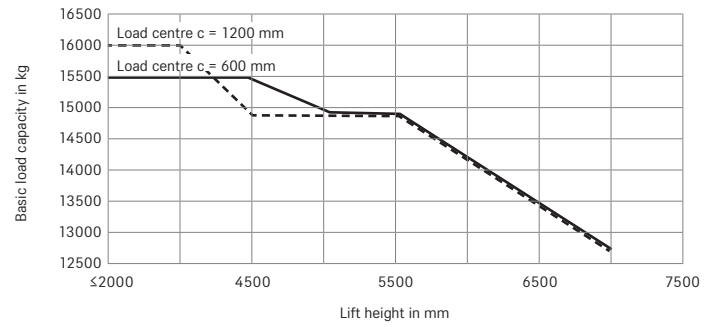
RCD Diesel Forklift Truck

Basic Load Capacities RCD 160 and RCD 180

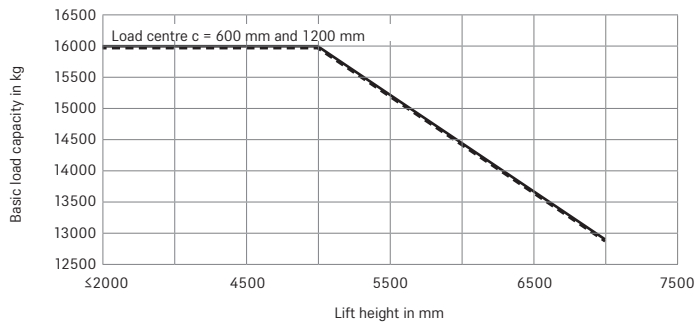
Basic load capacities RCD 160
Telescopic mast - Pneumatic tyres



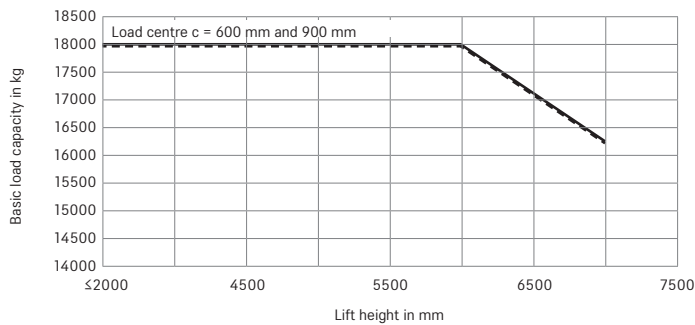
Basic load capacities RCD 160
Triplex mast - Pneumatic tyres



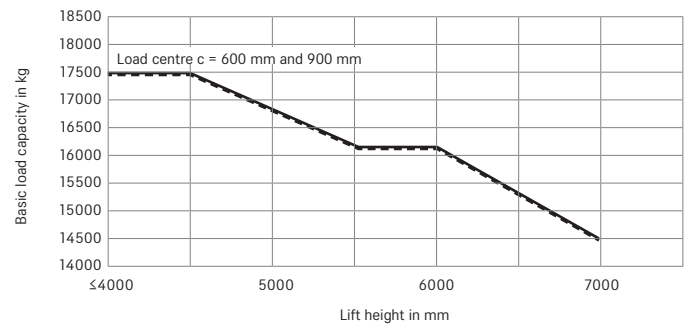
Basic load capacities RCD 160
HiLo mast - Pneumatic tyres



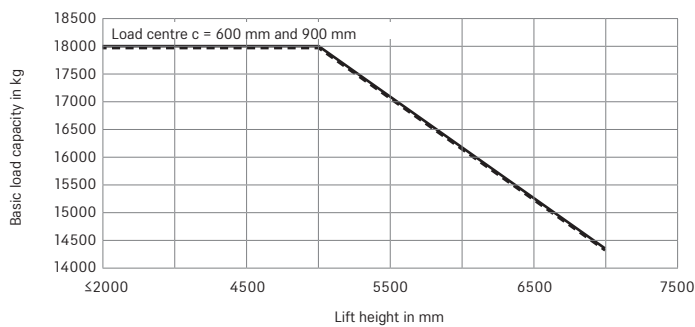
Basic load capacities RCD 180
Telescopic mast - Pneumatic tyres



Basic load capacities RCD 180
Triplex mast - Pneumatic tyres



Basic load capacities RCD 180
HiLo mast - Pneumatic tyres



RCD Diesel Forklift Truck
Make light work of heavy loads



RCD Diesel Forklift Truck

Make light work of heavy loads

Powerful and economical: exceptional handling performance meets the lowest levels of consumption of all hydrodynamically driven trucks in its class

Stable all-round visibility: visibility-optimised truck design with sloped ballast and armoured glass roof window

Ergonomically excellent: roomy and low-vibration workstation, decoupled, with easy to use control units



Loads weighing up to 18 tonnes? Bulky goods? Tough operating conditions? The STILL RCD 100-180 heavy-duty forklift truck does the job for you! Its efficient and powerful common-rail turbo engines provide enough power to satisfy even the greatest handling appetite quickly and effectively. How much fuel does your new heavyweight champion consume in the process? Less! The results of the tested comparative work cycles show that the RCD 100-180 consumes less than all other torque converters. You don't have to worry about the EU emission standard either: The STILL RCD 100-180 is well below the currently required limit values.

It boasts impressive handling power and extremely intuitive and sensitive controls: Thanks to the precise hydraulics and excellent visibility, your employees can get the best possible performance out of the truck in any situation. And in the event that the view to the front is blocked by large loads, the entire driver's workspace, including the control elements, can be rotated by 180 degrees. Regardless of the load you have to move, the wide range of fork carriages and attachments of the RCD 100-180 will take the weight off your shoulders.

'Simply efficient' factors: Performance attributes as a measure of economic efficiency



Simply easy

- The ergonomically designed workspace and shock-absorbing cab with rubber bearings protect the driver's health and maintain performance levels
- Easy-to-reach and intuitive control elements enable consistently efficient and safe operation
- Excellent all-round visibility: A sloping counterweight and visibility-optimised lifting frame ensure a clear view of the goods and the working environment
- Individual adjustment options of the control elements for the driver, ensuring optimum comfort and fatigue-free working



Simply powerful

- Industrial engines combine strong performance with low consumption, improving the truck's lifespan and handling performance while reducing fuel consumption and CO₂ emissions
- Best possible performance dynamics thanks to the optimal combination of efficient diesel engines, transmission and hydrodynamic drive
- State-of-the-art exhaust gas treatment system that significantly exceeds current emission standards



Simply safe

- Automatic parking brake allows the vehicle to be parked safely
- Clear view when reversing – all rear-facing parts such as the exhaust pipe are integrated into the chassis
- Large, non-slip and clearly visible steps allow for safe entry and exit
- Roof window made of safe armoured glass offers good visibility of the raised load and protects against accidents and damage to goods
- Safe and fast goods handling due to precise and intuitively controllable hydraulic lifting system



Simply flexible

- Different operating concepts offer the right solution for all drivers and operating situations
- Control options for any situation including an additional electric steering wheel in the left armrest
- Large selection of specially developed attachments makes the truck the perfect all-rounder for various applications
- Heavy loads can be transported with ease in confined areas thanks to narrow track width (RCD 100 and 120)



Simply connected

- Analysis and optimisation of operational and truck data through the optional interface for integration into fleet management software such as STILL neXXt fleet

RCD Diesel Forklift Truck

Equipment Variants



		RCD 100-180
Driver's cab	Impact-absorbing driver's seat for optimal comfort on uneven routes	●
	Steel overhead guard with open design, with panoramic safety glass roof	●
	Driver's cab with tinted windows, tinted panoramic safety glass roof, heated rear screen	○
	Tinted front windscreen, rear and front windows, windscreen wiper/washer system	○
	Standardised drive control: accelerator pedal and combined brake/inching pedal	○
	Overhead guard raised by 250 mm, improved visibility of lifted load	○
	Electric steering/electronic control system	○
	Central 7-inch touch screen display for all important truck functions	●
	Integrated storage options	●
	Cup holder, clipboard holder and other storage options	○
	Driver's seat, mechanical suspension, leatherette	●
	Deluxe driver's seat, height adjustable, air-sprung, heated, fabric	○
	Deluxe driver's seat, height adjustable, air-sprung, heated, active climate control, fabric	○
	Rotatable driver's seat up to 17°	○
	Rotatable driver workspace 90°/180°	○
	Passenger seat, right PVC	○
	12 V power socket and USB port	●
	Digital radio with USB/AUX, Bluetooth, DAB+ and hands-free system	○
	Protective sunshade, front and roof windows	○
	Heating	○
Automatic air conditioning	○	
Diesel or electric parking heater	○	
Mast	Telescopic free view mast with and without full free lift	○
	Triplex free view mast	○
	Different fork carriage widths, integrated fork adjusters	○
	Load backrest	○
	Hydraulic accumulator in the lifting cylinder to attenuate pressure peaks in the hydraulic system	○
Tyres	Tilt angle 15°/10° front/rear tilt	●
	Pneumatic tyres	●
	Super-elastic tyres	○
Hydraulics	Tyre pressure monitoring	○
	Steel cover caps with indicators for the wheel studs	○
	Proportional valve technology for especially sensitive movements	●
	Up to four hydraulic circuits for controlling attachments	○
	High-performance hydraulic filter ensures maximum oil purity and longer service life of all hydraulic components	●
	Mini-lever with armrest, two levers	●
	Mini-lever with armrest, three or four levers	○
Drives	Joystick 4Plus	○
	Hydraulic pressure accumulator for mast damping	○
	Powerful industrial engines with selective catalytic reduction meet EU V standard	●
	Battery disconnect switch	●
	Smooth, continuously variable accelerating and reversing	●
	Maintenance-free drives for driving, steering and lifting	●
	Travel and lift drive components enclosed to protect against dust and dirt	●
	Engine air filter	●
	Additional air filter	○
	Air intake set high	○
Brake	Demand actuated hydrostatic steering, fuel-saving, easy and precise to operate	●
	Automatic engine shutdown	○
Safety	Engine preheating via external power connection	○
	Central lubrication system	○
	Diesel particle filter	●
	Wear-free disc brakes that run in an oil bath	●
	Electric parking brake	●
	Low centre of gravity and steering axle with high self-aligning bearing for optimum safety	●
	Simple and safe entry and exit via large non-slip steps	●
	Protective grille roof	○
	Load detection displays the weight on the forks, tolerance of +/- 1000 kg	●
	Load detection displays the weight on the forks, tolerance of +/- 100 kg	○
	Rear-view camera	○
	Internal and external rear view mirrors	●
	Lighting system with LED design, approvable	○
	Working lights with LED design	○
	LED step lighting	○
	Flashing warning light	○
	STILL Safety Light warning device, illuminated blue	○
Acoustic warning signal when reversing (85 dB)	●	
Seat belt control, drive unit only enabled when seat belt is fastened	○	
Lift height display	○	
Speed limiter	○	
Tempomat cruise control	○	
Fire extinguisher	○	
Air filtration system	○	

● Standard ○ Option — Not available



STILL GmbH
Berzeliusstr. 10
22113 Hamburg
Germany
Tel.: +49 40 73 39 20 00
Fax: +49 40 73 39 20 01
info@still.de

For further information please visit
www.still.eu

STILL is certified in the following areas: Quality management, occupational safety, environmental protection and energy management.



first in intralogistics