

STILL



Bespoke solutions for every transport task.
The STILL warehouse equipment programme.



first in intralogistics

STILL PartnerPlan – we will show you the way!







The STILL PartnerPlan is a clear and transparently structured framework to help you find the perfect customised intralogistics solution. It includes our complete range of trucks, system solutions, services and financing options. The STILL PartnerPlan enables us to work together as partners and to create a bespoke package by producing a customised combination of individual components from our range. With the STILL PartnerPlan we will find a solution precisely tailored to your needs and requirements – from industrial trucks, automation and software solutions to services including genuine and original parts as well as the right financing solution for you. You will benefit from all STILL products being perfectly aligned to each other. Optimum interaction is guaranteed and success can be planned.

We will show you the way!

Benchmarks as standard: With STILL warehouse technology equipment you always have success in stock.

Every warehouse is different – yet warehouses with a STILL fleet have something in common: They are efficiently organised, economical in operation, and ensure the movement of goods flow seamlessly. From reliable hand pallet trucks to innovative very narrow aisle trucks with pioneering assistance systems, STILL offers you the perfect, suitable forklift truck for every transport task.

Benefit from the advantages of the latest and most varied order picker fleet on the market. Marvel at the increase in productivity and level working comfort that our autonomous iGo neo CX 20 promises. You can count on our benchmark setting, low-lift and high-lift pallet trucks which are low-maintenance and easy-to-operate. Choose the best there is: The optimal combination of power, precision, ergonomics, compactness, safety and environmental responsibility makes every STILL warehouse truck ‘simply efficient’.

STILL PartnerPlan						
Transport	 Electric trucks	 Diesel and LPG trucks	 Warehouse equipment	 Platform trucks and tractors	 Tugger trains	 Used trucks
Systems	 Intralogistics consulting	 Rack systems	 Warehouse software systems	 Driver assistance systems	 Automation systems	 System integration
Service	 Safety	 Original parts	 Diagnostics and repair	 Maintenance and Full Service	 Fleet Data Services	 Training
Financing	 Purchase	 Hire-purchase	 Leasing	 Long-term rental	 Short-term rental	 Basic-Dynamic®

Our dream team for your warehouse – the STILL warehouse equipment programme.

Page 6 – Pallet trucks



	HPT/HPS	CITi One	ECH	ECU	ECU 15 C	EXU	EXU-H	EXH	ECU-SF	EXU-SF	EXU-S	SXH	FXH N	FXH	FS-X
	hand pallet trucks	pedestrian truck	pedestrian truck	pedestrian truck	pedestrian truck	pedestrian truck	pedestrian truck with picking function	pedestrian truck	with hinged platform	with hinged platform	with platform	with platform	seated truck	seated truck	seated truck
Load capacity (kg)	3,000	500	1,200	1,400-3,000	1,500	1,600-2,200	1,800-2,000	2,500-3,000	2,000	2,000	2,200-2,400	2,000	2,000-2,500	2,000-2,500	3,300
Speed (km/h)	-	6	4	6	4.6	6	6	6	7.5	10	12	12	12	12	20
Lift height (mm)	115	125	110	123	115	130	675	125	135	130	130	125	125	125	115
Technology			●			●	●	●●		●	●	●●	●●	●●	

Page 12 – High lift pallet trucks and double-deck trucks



	ECV 10/C	EXV 10-14C	EXV	EXV-SF	FXV N	FXV	EXP	EXG	EXD 18	EXD 20	EXD-SF 20	EXD-S	SXD	FXD N	FXD
	pedestrian truck	pedestrian truck	pedestrian truck	with folding stand-on platform	seated truck	seated truck	pedestrian truck	pedestrian pallet truck	double deck	double deck	double deck / folding stand-on platform	double deck / standing truck	double deck / standing truck	double deck / seated truck	double deck / seated truck
Load capacity (kg)	1,000	1,000-1,400	1,400-2,000	1,400-2,000	1,400-1,600	1,400-1,600	1,400-2,000	1,000-1,600	1,800	2,000	2,000	2,000	2,000	2,000	2,000
Speed (km/h)	4.5	6	6	10	10	12	6	6	6	6	9	11	10	10	12
Lift height (mm)	3,227	5,466	6,066	6,066	5,316	5,466	5,466	4,226	2,024	2,924	2,924	1,580	2,124	2,844	2844
Technology		●	●●	●	●●	●●	●		●	●●	●	●	●●	●●	●●

Page 18 – Reach trucks



	FM-4W	FM-X SE	FM-X
	four-way forklift trucks	with SE tyres	
Load capacity (kg)	2,500	2,000	2,500
Speed (km/h)	13	14	14
Lift height (mm)	9,650	8,000	13,000
Technology		●●	●●

Page 22 – Low level order picker



	OPX	OPX Plus
Load capacity (kg)	2,000-2,500	2,000-2,500
Speed (km/h)	12	14
Lift height (mm)	-	-
Technology	●●	●●



	OPX-L	OPX-L	OPX-L	OPX-L S	OPX-D	iGo neo CX 20*
Load capacity (kg)	1,200	1,600	2,000	2,000	2,000	2,000
Speed (km/h)	12	12	12	12	12	13
Lift height (mm)	700	700	1,580	700	1,580	130
Technology	●●	●●	●●	●●	●●	



	MX-X/Li-Ion	GX-X	EK-X	EK-X 10
	very narrow aisle truck (man up)	very narrow aisle truck (man down)	vertical order picker	vertical order picker
Load capacity (kg)	1,500	1,350	1,200	1,000
Speed (km/h)	xxx	xxx	xxx	xxx
Reach height (mm)	17,710	-	12,000	6,350
Max. lifting height*	18,110	8,655	10,960	5,415
Technology	●●		●	●

A class of its own: You will find the STILL very narrow aisle solutions in a separate brochure.

- Li-Ion technology
- Blue-Q

*incl. additional lift

The STILL pallet truck – stirringly innovative.

STILL's compact pallet trucks bring your horizontal goods transportation into motion. Even in the most confined spaces they impress with their precise manoeuvrability. No matter if you are looking for a low lift pallet truck or need a stand-on platform or a driver's cab for longer distances, STILL offers a suitable model for every operational profile. Anyone who not only wants to transport materials but also to pick orders in a health-orientated manner, will be pleased with the models with an adjustable working height of up to 760 mm.

Further advantages of all product lines include the intuitively arranged control elements, leaving you to fully concentrate on transporting heavy loads of up to 3.3 tonnes rather than on the pallet truck. Also, there are many many additional features uniquely available at STILL, such as the innovative OPTISPEED tiller or the state-of-the-art STILL Li-Ion technology.



Li-Ion technology
optimises your vehicle availability
thanks to high energy density and the
possibility for interim charging.





STILL low lift pallet trucks – more is possible!

/ **A HTP/HPS:** Reliable, robust and versatile, whether in production, workshops or in retail: The solid steel construction withstands even the toughest conditions. Also available with manual or electric scissor lift upon request.

CiTi One: Made for inner-city express deliveries, the electrically-driven pedestrian low lift pallet truck is ultra-silent and transports loads of up to 500 kg. Thanks to the large, solid rubber wheels the CiTi One runs safely on roads, pavements or cobblestones. Steps, kerbs and thresholds are easily crossed with the climbing runners.

/ **B ECH 12:** The perfect replacement for hand pallet trucks in the entry-level class. With this truck's slim dimensions and electric lifting and driving, goods are moved effortlessly, even in the most confined spaces. The Li-Ion battery allows for quick interim charging and is easy to change, just lift it from the chassis as if it were hand luggage.

/ **C ECU 15 C:** Compact, manoeuvrable and powerful. Unlike manual hand pallet trucks, the ECU 15 C moves and lifts electrically without any physical effort. Thanks to the on-board charger, the pallet truck can simply be recharged at standard sockets, however, due to its low energy consumption of only 0.39 kW/h, this is seldom necessary.

/ **D ECU 14-30:** A strong and manoeuvrable warehouse aid with considerable power for short-distance transport. Smart functions, such as the optional creep speed switch, enable precise handling of loads weighing up to three tonnes, even with the tiller in vertical position. Thanks to the optional built-in charger, you can simply recharge the ECU at any standard socket.

/ **E EXU 16-22:** Compact low lift pallet truck with the unique STILL OPTISPEED tiller: The truck's speed is automatically adapted to the tiller's tipping angle. Choose between the best possible efficiency or maximum performance with the ECO and BOOST driving modes.

/ **F EXU-H:** Perfect for health-friendly order picking; the EXU-H impresses with an adjustable working height of up to 760 mm for an ergonomically optimum body position for all operators. The optional auto-lift function promises even more comfort with automatic working height adjustment depending on the load status.

/ **G EXH 25-30:** Our top performer among pedestrian low lift pallet trucks, the EXH moves up to three tonnes with ease and precision thanks to the standard electrical steering unit. Spring-loaded support wheels guarantee the best possible traction, and with the colour display, the operator keeps all important information in view.

HPT/HPS/CiTi One

A

ECH 12

B

ECU 15 C

C

ECU 14-30

D

EXU 16-22

E

EXU-H 18-20

F

EXH 25-30

G



3,000 kg/500 kg

1,200 kg

1,500 kg

3,000 kg

2,200 kg

2,000 kg

3,000 kg



STILL low lift pallet trucks with stand-on platforms or driver's cab – a stand-up success.

/ **A ECU-SF:** An all-rounder for industry and retail. Thanks to the easy access onto its low stand-on platform, the ECU-SF is perfect for both short and long distances. Its smooth and precise steering allows for quick and safe operation.

/ **B EXU-SF:** Designed for the highest performance in loading and unloading trucks, the EXU SF enables precise and safe manoeuvring in even the narrowest of spaces. The stand-on platform's air suspension, which can be adjusted to the driver's weight, along with the height-adjustable side guards, ensure a high level of comfort and safety.

/ **C EXU-S:** This low lift pallet truck with driver's stand is quick, enduring and smart. The fully electrical steering system filters unintentional steering movements when the truck is in use on the loading ramp. A battery capacity of up to 620 Ah (410 Ah for Li-Ion versions) makes the EXU-S a true long-distance runner.

/ **D SXH:** One product, many advantages; The SXH with driver stand masters unloading operations as well as quick horizontal transportation. Customisation is its key advantage, for example, the steering unit can be mounted on the left or right side of the operator. Uneven ground becomes child's play thanks to the chassis' optional level compensation.

/ **E FXH:** With a cushioned seat, a height-adjustable footplate and a 12 km/h top speed, the FXH is perfectly equipped for long hauls. It can handle up to 162 tonnes capacity per hour, and with the Joystick 4Plus, the operator has optimal handling control at all times.

/ **F FS-X:** Maximum performance in record time: Among all the STILL low lift pallet trucks, the FS-X with cushioned driver's seat is the transport locomotive. It roars through warehouse aisles at speeds of up to 20 km/h, moves up to 3.3 tonnes and masters multi-shift operations effortlessly thanks to its battery storage capacity of up to 1,000 Ah. Assistance systems such as Curve Speed Control and the ABS brake system ensure optimal safety.

ECU-SF 20

A

EXU-SF 20

B

EXU-S 22-24

C

SXH 20

D

FXH 20-25 N

FXH 20-25

E

FS-X 33

F



2,000 kg



2,000 kg

Li-Ion
INSIDE

2,400 kg

Li-Ion
INSIDE

2,000 kg

Li-Ion
INSIDE

2,500 kg


Li-Ion
INSIDE

3,300 kg

STILL high lift pallet truck – an efficiency high.

STILL's high lift pallet trucks ensure perfect control over your warehouse organisation. Even through the narrowest of aisles, you can effortlessly move up to two tonnes with this compact and manoeuvrable equipment. And what is more, thanks to high residual load capacities, you can consolidate your warehouse and make optimal use of the available space, thus benefiting from storage heights of more than six metres. Longer distances? No problem! Models with air-suspension stand-on platforms, driver's seats and maximum speeds of up to 12 km/h guarantee a pallet transport that is both expeditious and not a strain on the employee's health.

However, the electric high lift pallet truck is not only quick and strong, but also extremely smart. For instance, the EXV's Dynamic Load Control load assistant tells you at a glance how high the current load can be lifted. In addition, there other intelligent assistance systems such as Curve Speed Control, which automatically adjusts speed around corners. Simply clever.



Li-Ion technology
optimises your vehicle availability
thanks to high energy density and the
possibility for interim charging.





/ **A ECV 10 & ECV 10 C:** While the particularly compact C variant – thanks to the mono mast – lifts loads of up to 1,887 mm, the ECV 10 reaches even higher with 3,227 mm. Thanks to the built-in charger, both ECV models can be easily charged at any standard socket.

/ **B EXV 10-14 C:** Make the most of your storage space with the EXV due its very high residual load capacity. Thanks to the STILL OPTISPEED tiller, the EXV always runs at the optimum speed: which is automatically adapted depending on the tiller angle. Moving effortlessly across all types of ground, the EXV provides even more ground clearance with the optional initial lift versions.

/ **C EXV 14-20:** A large residual load capacity meets a smart colour display, which optimally supports the operator with language-independent symbols. Even more handling capacity is provided by the optional double-deck operation, which transports two non-stackable load carriers with a total weight of up to 2,000 kg. In addition, battery capacities of up to 375 Ah or the optional STILL Li-Ion technology enable long operating times.

/ **D EXV-SF 14-20:** This low lift pallet truck with air-suspension platform is easy on your back, reaches speeds of 10 km/h and lifts even heavy loads more than six metres high. Functions such as the Dynamic Load Control load assistant, the optional load capacity indicator and the STILL combi-tiller for precise pedestrian operation make load safer and even more efficient.

/ **E EXP:** Self-supporting and adjustable prongs allow for the transportation of different pallet types. The range of functions can be increased even further with additional attachments. Automatic speed reduction when cornering, the ramp-up switch and the STILL OPTISPEED tiller guarantee safe and efficient load handling.

/ **F EXG:** The EXG combines the advantages of a forklift truck with those of a tiller-guided product: Free of support arms, it can lift loads over four metres high. The fork carriage, with FEM interface for attaching commercially available accessories allows for the widest variety of uses.

/ **G FXV:** Aim high in narrow aisles. As top performer in its class, the FXV, which is available with either a steering knob or wheel, lifts goods over five metres high at an impressive speed. The cushioned driver's seat and height-adjustable footplate provide comfort over longer distances.

ECV 10/C

A

EXV 10-14C

B

EXV 14-20

C

EXV-SF 14-20

D

EXP 14-20

E

EXG 10-16

F

FXV 14-16 N

FXV 14-16

G





/ **A EXD 18:** The double deck high lift pallet truck is available in two versions: Either extremely compact in length or equipped with an extra-large battery for up to eight hours of operation. In addition, the unique pallet adjustment aid allows for precise stacking on two separate levels.

/ **B EXD 20:** Thanks to the STILL OPTISPEED tiller, the double deck high lift pallet truck adjusts its speed automatically. The hydraulically-sprung support wheels guarantee the maximum performance loading and unloading trucks.

/ **C EXD-SF 20:** An air-cushioned stand-on platform enables the driver to comfortably transport two pallets simultaneously at a speed of up to 9 km/h. Thanks to its compact dimensions, the truck moves with precision on the loading ramp.

/ **D EXD-S:** Thanks to the cushioned driver's cab, comfortable double-deck transports are a given, even over long distances. The Curve Speed Control assistance system automatically adjusts the speed around curves enabling the operator to work both quickly and safely.

/ **E SXD:** The SXD covers almost all disciplines of warehouse logistics from horizontal transport through double-deck operations to a flexible use as a high lift pallet truck with a lifting capacity of up to 1,200 kg. The cushioned driver's platform and top speed of 10 km/h combine comfort and high handling capacities.

/ **F FXD:** The cushioned driver's seat provides optimum comfort even over longer distances. The FXD is considered one of the top performers in its class, thanks to its double deck function, a lifting height of 2.30 m and its standard overhead guard.

EXD 18

A

EXD 20

B

EXD-SF 20

C

EXD-S 20

D

SXD 20

E

FXD 20 N

FXD 20

F



1,800 kg

2,000 kg

2,000 kg

2,000 kg

2,000 kg

2,000 kg

STILL reach truck – innovation at the highest level.

Not only the lifting height of up to 13 metres is outstanding about STILL reach trucks. Also, the ability to lift up to 1,000 kg to this height thanks to the enormous residual load capacity is another small stone in the large mosaic of added-value elements. In addition to the high cost-effectiveness, a powerful engine and outstanding operator comfort, there are many unique features to benefit from that only the STILL reach trucks can offer you.

Thanks to Active Load Stabilisation (ALS) you can quickly move on to the next load of goods to transport, whilst others would still be waiting for the mast to stop vibrating. The waiting time at the shelf is thus reduced by up to 80 per cent. Furthermore, you will not want to miss the unmatched, smooth mast transition shock absorption. This is made possible by an optical lift height measuring system, which also enables an automatic pre-selection of the lift height or an exact readout of the lift height on the display.

If you want to transport long and bulky goods, you will be quick to appreciate the advantages of the FM-4W four-way reach truck. Thanks to the super elastic tyres, the FM-X SE gives your load handling plenty of push both indoors and outdoors.



Li-Ion technology
optimises your vehicle availability
thanks to high energy density and the
possibility for interim charging.





/ **A FM-4W:** Fully functional in all directions. The FM-4W is a high-performance four-way reach truck, making it ideal for the transport of long goods. At the same time, the truck makes work easy for the operator with modern assistance systems, such as the integrated height and weight indicator, and the health-orientated ergonomics of the cabin with its comfortable tilt seat, promise a comfortable load handling. Optional upgrades such as lift height pre-selection assist the operator even further.

/ **B FM-X SE:** Perfectly equipped for combined indoor and outdoor use with super-elastic special tyres, the FM-X SE negotiates even rough outdoor surfaces with flying colours. In addition, the truck moves not only fast but also safely thanks to the Curve Speed Control assistance system which automatically adjusts the driving speed to the steering angle and paves the way for an optimal handling performance. In the case of storage and retrieval processes, the driver benefits from sensitive hydraulic Fingertip control or the Joystick 4Plus.



/ **C+D FM-X:** Faster, higher, further. Thanks to Active Load Stabilisation (ALS) you can already start handling the next transport of goods while others still wait for the mast to stop vibrating. An automatic equalising pulse quickly and effectively stops vibrations that may occur at great heights, thus reducing the waiting time at the shelf by up to 80 per cent. The standard height measuring system counts among the best technologies on the market and is the basis of smart additional functions, such as the smooth mast transition shock absorption. It is so smooth that an empty plastic bottle standing upside down on the prongs can be lifted to the maximum height of 13 metres without falling over. Instead of a plastic bottle, however, you

can lift loads weighing up to 1,000 kg thanks to the enormous residual load capacity.

/ **E FM-X with cold-store cabin:** Hot performance in a cold environment. The heated cold-store cabin is designed for continuous use in environments with temperatures as low as -30°C and has double thermal glazing.

FM-4W 25



2,500 kg

A FM-X SE 20



2,000 kg 

B

FM-X 25



2,500 kg 

C



D FM-X with cold-store cabin



E

STILL order picker – Top efficiency and performance for any application.

Hardly any line of work in logistics is more diverse than order picking. However, regardless of what your application profile looks like, with STILL you will find the perfect forklift truck because STILL is waiting for you with the latest and most diverse order picker fleet on the market. While you reach goods up to 12 metres high from a spacious cabin with STILL vertical order pickers, the OPX low level order picker allows you to comfortably reach the first shelf level - and move loads weighing up to 2,500 kg at an impressive maximum speed of 14 km/h. The autonomous order picker STILL iGo neo CX 20 even follows you independently at every turn and always positions itself ideally. No matter if you need a double deck function for the transport of pressure-sensitive goods or extra long forks for bulky long goods, thanks to STILL's versatile modular system, you will receive a custom-built industrial truck that perfectly fits your individual requirements. All STILL order pickers benefit from state-of-the-art technology that lifts your picking frequency to the next level.



Li-Ion technology
optimises your vehicle availability
thanks to high energy density and the
possibility for interim charging.





STILL low level order pickers – thrillingly dynamic.

The OPX low level order pickers, with a lifting capacity of up to 2.5 tonnes are innovative all-rounders: always efficient, always reliable and always inspiring with their dynamic features. If you like to aim high, the OPX will lift you up to a reaching height of 2.80 metres with a liftable operator platform. Even while aloft you can continue to manoeuvre the truck or move it to the next pick station, saving valuable time. The OPX is a true long-distance runner with a battery capacity of up to 620 Ah. All models are also available with STILL Li-Ion technology: Then a short interim charge is sufficient to make your truck available round-the-clock.

/ A **STILL EASY DRIVE steering wheel:** Due to its unique shape, the operator will have a perfect hold the newly developed ergonomic steering wheel with integrated display and control unit in all driving situations. Consequently, simultaneous steering, lifting and driving becomes possible without having to change your grip.

/ B **OPX 20-25:** The innovative all-rounder, with speeds of up to 12 km/h, is available in a large number of versions, including an optional liftable operator platform for reaching heights of up to 2.80 metres. The STILL Easy Drive steering wheel rounds off the OPX 20-25's smart operating concept.

OPX 20-25 Plus: Its innovative five-wheel chassis enables even safer and more sensitive driving. In addition, the OPX 20-25 Plus is especially fast with a top speed of 14 km/h.

/ C **OPX-L 12:** Constructed for the ergonomic order picking of heavy-load pallets in narrow aisles, the OPX-L 12 can raise pallets to an optimal working height of up to 786 mm. With the optional autolift function, the order picker automatically raises and lowers the pallet according to loading status.

/ D **OPX-L 16:** The OPX-L 16 offers all the advantages of the OPX-L 12, but also enables ergonomic order picking of two pallets with a total weight of up to 1,600 kg simultaneously. Thanks to the free-swinging fork, pallets can be picked up both lengthwise and crosswise.

/ E **OPX-L 20:** Perfect for the ergonomic picking of two pallets, and thanks to its special design, it offers the shortest possible route to the pallet. The OPX-L 20 enables back-friendly order picking of up to 2,000 kg at a variable working height of up to 891 mm.

STILL EASY DRIVE steering wheel

A



OPX 20/25 Plus

B



2,500 kg Li-Ion INSIDE

OPX-L 12



1,200 kg Li-Ion INSIDE

C

OPX-L 16



1,600 kg Li-Ion INSIDE

D

OPX-L 20



2,000 kg Li-Ion INSIDE



/ **A OPX-L 20 S:** The OPX-L 20 S is ideal for lifting particularly long goods or even two Euro pallets at the same time thanks to a fork length of 2,390 mm. Dependant on body size and load status, the scissor lift allows you to easily set an ergonomically optimal working height of up to 785 mm. Not only are the forks long, but so are operating times. Thanks to large battery capacities and optional STILL Li-Ion technology the OPX-L 20 S remains operational for longer.

/ **B OPX-D 20:** The optimal order picker for pressure-sensitive goods such as yoghurt or fruit: The OPX-D 20 transports two separately picked up pallets simultaneously. The operator not only enjoys a clear frontal view, but also benefits from a minimum turning radius. The generously designed operator's place with backrest promises comfort.



OPX-L 20 S

A


OPX-D 20

B



2,000 kg 



2,000 kg 

C

/ **C iGo neo CX 20:** Redefines the partnership between man and machine: The autonomous iGo neo CX 20 recognises its operator, follows him independently through the warehouse, drives to the first or second pallet position as required and positions itself at the optimal distance. Motion sensors allow the iGo neo CX 20 to differentiate between the operator, other people, trucks and obstacles. In the event of blocked routes or traffic jams, the truck intelligently adjusts its speed and trajectory. When the route is clear again, the iGo neo CX 20 autonomously catches up with its operator.





STILL



STILL GmbH
Berzeliusstraße 10
D-22113 Hamburg
Tel.: +49 (0)40/73 39-20 00
Fax: +49 (0)40/73 39-20 01
info@still.de

For further information please visit:

www.still.eu



STILL is certified in the following areas: Quality management, occupational safety, environmental protection and energy management.



first in intralogistics